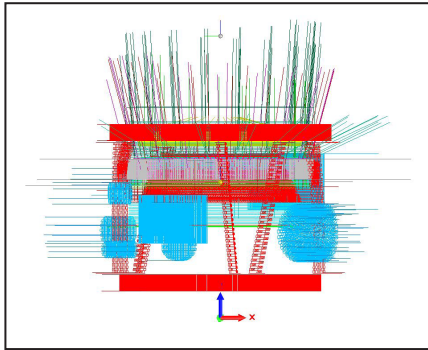


GEARBOX HOUSING OF A POWERSHIFT TRANSMISSION



CAM model



Metal printed part



Partly machined part

INFORMATION ON THE COMPONENT PART

- Application: Gearbox housing of a powershift transmission
- Conventional manufacturing technology: milling or casting, from aluminum to reduce weight
- Problems with procurement by milling:
 - Very high chip volume
 - High utilization of turning and milling centers
 - High costs for wrought material procurement due to large required dimensions
 - Weight-optimized component geometry cannot be produced due to production limits of conventional technology
- Problems with procurement by casting:
 - Economical only in high quantities
 - Subsequent changes can only be realized by manufacturing new moulds
 - Weight-optimized component geometry cannot be produced due to production limits of conventional technology

TECHNICAL DATA

Machine: arc405

Dimensions [mm | inch]:

$D_{a,Flange}$ = 324 | 12.8

$D_{a,Segments}$ = 380 | 15.0

$D_{i,Cooling\ Channel}$ = 161 | 6.3

$D_{i,Tube}$ = 248 | 9.8

H = 244 | 9.6

Wire: 1.4370 | \varnothing 1.2 mm

Printing mass: 35.0 kg | 77.2 lb






Printing time: 20.25 h

ALTERNATIVE TO CONVENTIONAL MANUFACTURING TECHNOLOGIES

3DMP®

- Weight-optimized production with steel, enables weight savings with higher strength at the same time
- Near-net-shape production
- Reduction of the required turning/milling time
- Economical from lot size 1
- Subsequent adjustments can be easily implemented

BENEFITS OF 3DMP®

-  Reduction of manufacturing time
-  Cost savings
-  Small units
-  Material savings
-  Fast customization

ANY QUESTIONS?

GEFERTEC GmbH | Schwarze-Pumpe-Weg 16 | 12681 Berlin | Germany
Phone: +49 30 91 20 74 360 | info@gefertec.de